


# QUICK GUIDE ON SONG SELECTION USING THE REMOTE CONTROL

It is very easy to select songs on-screen using the remote control.  
Use the navigation buttons at the center of the remote control for selecting the songs.


For other operation of the player, refer to the User Manual pages 6 and 21 - 26

## SONG SELECTION METHOD - for ABC Languages. E.g. English


### By SONG name

press 	<b>TITLE</b>	<b>← or →</b>	<b>ALPHA Δ or ▽</b>	<b>PAGE Δ or ▽</b>	<b>↑ or ↓</b>	<b>ENTER</b>	<b>TITLE</b>	<b>ENTER</b>
reason is:	to turn on the title page	to select English language	to go to the 1st letter of the song name	to move up or down the page	to move to the next song	to select the song	to clear the title	to play the song


### By SINGER name

press 	<b>TITLE</b>	<b>SINGER</b>	<b>ALPHA Δ or ▽</b>	<b>PAGE Δ or ▽</b>	<b>↑ or ↓</b>	<b>ENTER</b>	<b>TITLE</b>	<b>ENTER</b>
reason is:	to turn on the title page	to list by singer's name	to go to the 1st letter of the singer name	to move up or down the page	to move to the next song	to select the song	to clear the title	to play the song

### By Song NUMBER


press 	<b>LOOK FOR SONG NUMBER IN THE SONG BOOK</b>				<b>KEY IN SONG NUMBER ON NUMBER KEYS</b>		<b>ENTER</b>	
reason is:	Search for the 5-digit song number in the song book listed in alphabetical order				key in the song number using the numeric keypad		to play the song	

### By WORD SEARCH


press 	<b>TITLE</b>	<b>W.SEARCH</b>	<b>KEY IN SONG NAME ON NUMBER KEYS</b>			<b>ENTER</b>	<b>TITLE</b>	<b>ENTER</b>
reason is:	to turn on the title page	to turn on word search mode	key in the song name using numeric key pad similar to using SMS on handphone.			to select the song	to clear the title	to play the song

## SONG SELECTION METHOD - for Chinese Language


### By SONG name

press 	<b>TITLE</b>	<b>← or →</b>	<b>ALPHA Δ or ▽</b>	<b>PAGE Δ or ▽</b>	<b>↑ or ↓</b>	<b>ENTER</b>	<b>TITLE</b>	<b>ENTER</b>
reason is:	to turn on the title page	to select Chinese language	to go to the number of Chinese characters	to move up or down the page	to move to the next song	to select the song	to clear the title	to play the song

### By SINGER name

press 	<b>TITLE</b>	<b>SINGER</b>	<b>ALPHA Δ or ▽</b>	<b>PAGE Δ or ▽</b>	<b>↑ or ↓</b>	<b>ENTER</b>	<b>TITLE</b>	<b>ENTER</b>
reason is:	to turn on the title page	to list by singer's name	to go to the number of Chinese characters	to move up or down the page	to move to the next song	to select the song	to clear the title	to play the song

### By Song NUMBER

press 	<b>LOOK FOR SONG NUMBER IN THE SONG BOOK</b>				<b>KEY IN SONG NUMBER ON NUMBER KEYS</b>		<b>ENTER</b>	
reason is:	Search for the 5-digit song number in the song book listed by number of characters and then in Pinyin alphabetical order				key in the song number using the numeric keypad		to play the song	